


Anklet Slippers

TEMPLATE DIRECTIONS:

- Print all pages of PDF at full size (don't scale)
- Measure the 1" square to make sure the pattern printed at the correct size
- Match up the diamonds & tape the pages together
- Cut out the template for your desired size



Adult Sizes (US)

X-Large: Men's 11.5 - 14

Large: Men's 8.5 - 11, Women's 9.5 - 12

Medium: Men's 6 - 8, Women's 6.5 - 9

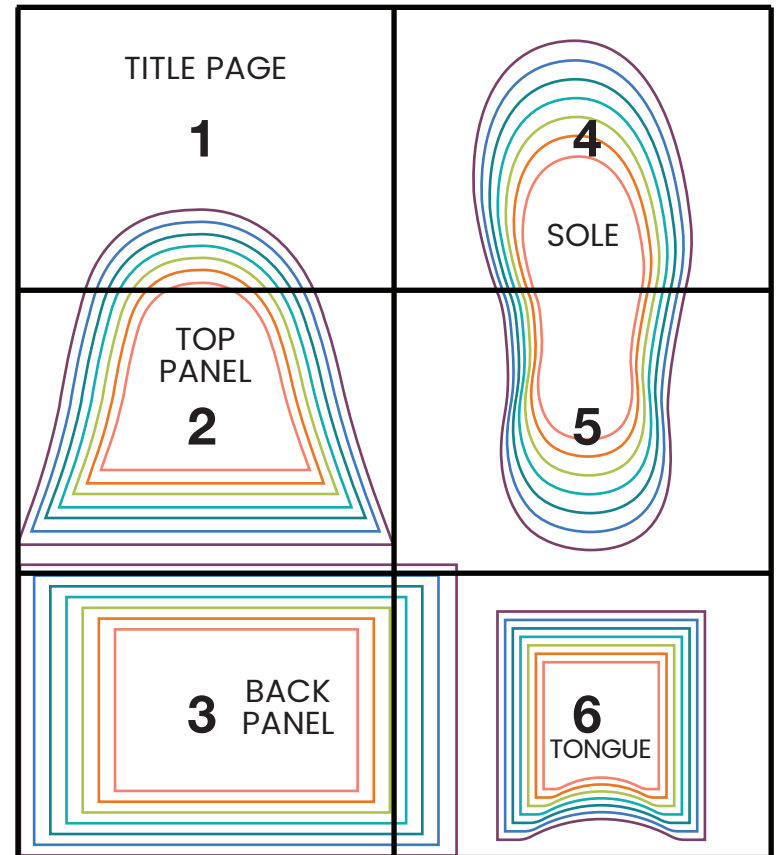
Small: Women's 4 - 6

Children's Sizes (US)

Large: 11.5 - 12

Medium: 8.5 - 11

Small: 5 - 8





TOP PANEL

Front: Right | **Back:** Left

Outer Fabric & Lining:
Cut 1 right, cut 1 left



BACK

Outer Fabric & Lining:
Cut 2



SOLE

Front: Right | **Back:** Left


Outer Fabric & Lining:

Cut 1 right, cut 1 left

Sew Foam:

Cut 1 left & right

1/2" smaller all around





TONGUE

Outer Fabric & Lining:
Cut 2